SC/SU Series Standard Cylinder

Ordering Code

SC/SU	50x50	-	S	-	FA
Series	Bore size X Stroke		Magnet		Mounting type

SC:Standard double acting type
SU:Standard double acting type
SCD:Double rod type
SCJ:Adjustable stroke type
SCT:Multi-position type

blank:without magnet
S:with magnet

blank:basic type
CA:Single Earring type
CB:Double Earring type
FA:Front flange type
FB:Back flangetype
LB:Front and back type
TC: Central trunnion type
TC-M:Center trunnion type with foot

Criteria for selection

Type \ Bore size	32	40	50	63	80	100	125	160
Auto switch	CS1-F CS1-U							
Auto switch mounting base	F-50		F-63		F-100		F-125	F-160

Specification

Bore size(mm)	32	40	50	63	80	100
Acting type	Double acting					
Fluid	Air(to be filtered by 40 μ m filter element)					
Operating pressure	0.1~0.9Mpa(1~9kgf/cm^2)					
Proof pressure	1.35Mpa(13.5kgf/cm^2)					
Temperature ℃	-5~70℃					
Cushion type	Variable Cushion					
Adjustable cushion stroke (mm)	24				32	
Port size	1/8"	1/4"		3/8"		1/2"
Body material	Aluminum alloy					

Stroke

Bore size(mm)	Standard Stroke(mm)	Max stroke(mm)	Max std Stroke(mm)
32	25 50 75 100 125 150 175 200 250 300 350 400 500	1000	2000
40	25 50 75 100 125 150 175 200 250 300 350 400 500 600 700 800	1200	2000
50	25 50 75 100 125 150 175 200 250 300 350 400 500 600 700 800 900 1000	1200	2000
63	25 50 75 100 125 150 175 200 250 300 350 400 500 600 700 800 900 1000	1500	2000
80	25 50 75 100 125 150 175 200 250 300 350 400 500 600 700 800 900 1000	1500	2000
100	25 50 75 100 125 150 175 200 250 300 350 400 500 600 700 800 900 1000	1500	2000
125	25 50 75 100 125 150 175 200 250 300 350 400 500 600 700 800 900 1000	1500	2000
160	25 50 75 100 125 150 175 200 250 300 350 400 500 600 700 800 900 1000	1500	2000

Overall dimension

SC/SU

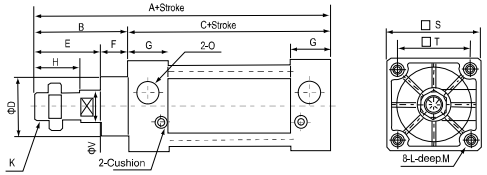

SCD/SUD

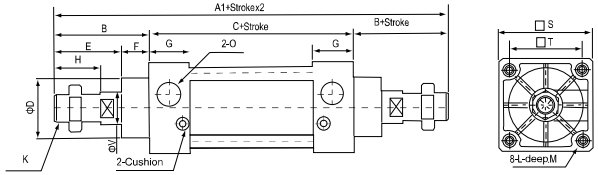

SCJ/SUJ

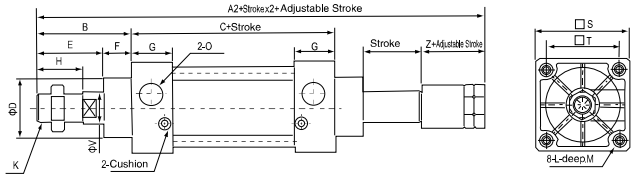

Bore size(mm)	A	A1	A2	B	C	D	E	F	G	H	K	K	O	S	T	V
32	140	187	182	47	93	28	32	15	27.5	22	M10x1.25	M6x1	G1/8	45	33	12
40	142	191	185	49	93	32	34	15	27.5	24	M12x1.25	M6x1	G1/4	50	37	16
50	150	207	196	57	93	38	42	15	27.5	32	M16x1.5	M6x1	G1/4	62	47	20
63	153	210	199	57	93	38	42	15	27.5	32	M16x1.5	M8x1.25	G3/8	75	56	20
80	182	258	243	75	108	47	54	21	33	40	M20x1.5	M10x1.25	G3/8	94	70	25
100	188	264	249	75	114	47	54	21	33	40	M20x1.5	M10x1.25	G1/2	112	84	25
125	242	339	314	96	146	60	64	32	40	54	M27x2	M12	G1/2	140	110	32
160	328	480	441	152	176	70	99	53	45	72	M36x2	M16	G1/2	180	140	40
200	343			154	189	75	99	55	50	72	M36x2	M16	G1/2	220	180	40
250	384			189	195	95	119	70	50	84	M42x2	M20	G1/2	280	225	50
320	431			221	210	110	136	85	55	96	M48x25	M24	G3/4	350	280	60