



SERIE 026 ■

PNEUMATIC COUPLINGS
PNEUMATISCHE KUPPLUNGEN



Interchangeability - Kompatibilität
TST 025, RECTUS 25, PARKER PE
RECTUS 26, CEJN 320, JWJ 520, JWJ 530

Temperature Range - Temperaturbereich
-20 °C +100 °C (-4 °F +212 °F)

Working Pressure - Betriebsdruck
0 - 35 bar (0 - 508 PSI)

Flow capacity - Nennweite
NW - 7.2

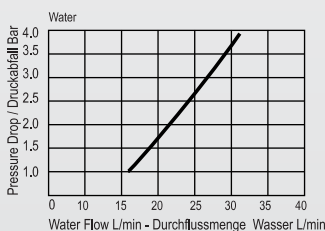
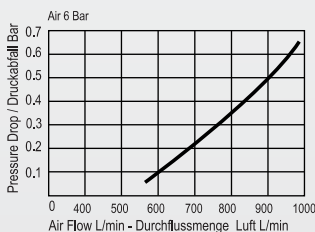
Option - Optionen

- F - Straight through flow - ungehinderter Durchfluss
- K - Chrome plated - verchromt
- S - Stainless Steel - Edelstahl
- V - Viton Seal - Viton Dichtung

For optional orders please add the symbol of your option end of the order no.
Bei Optionsbestellungen Kennbuchstabe bitte hinzufügen (Beispiel: 026 EG 13-K-V)

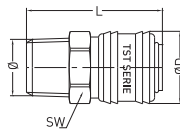
Material - Material

- Coupler Body - Kupplungsgrundkörper:** Brass - Messing
- Sleeve - Hülse:** : Brass - Messing
- Valve - Ventil:** : Brass - Messing
- Springs - Federn:** : Stainless Steel - Edelstahl
- Locking O-Ring - Sprengring:** : Stainless Steel - Edelstahl
- Pins - Stifte:** : Stainless Steel - Edelstahl
- Seals - Dichtungen:** : Nitrile (Ni) - NBR (Ni)
- Plug - Nippel:** : Brass - Messing



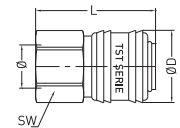
Couplers and Plugs
Kupplungen und Nippel

Connection Anschlüsse	Order No Bestellnr.	SW	L	ØD
-----------------------	---------------------	----	---	----



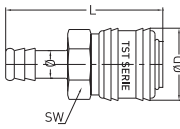
Male Thread Coupling
Kupplung mit Aussengewinde

BSPT 1/4"	026 RG 13	21	60	25
BSPT 3/8"	026 RG 17	21	60	25
BSPT 1/2"	026 RG 21	21	60	25
BSP 1/4"	026 EG 13	21	58	25
BSP 3/8"	026 EG 17	21	58	25
BSP 1/2"	026 EG 21	21	59	25
M 14x1,5	026 EGM 14	21	58	25
M 16x1,5	026 EGM 16	21	59	25
M 18x1,5	026 EGM 18	21	59	25



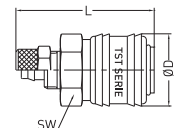
Female Thread Coupling
Kupplung mit Innengewinde

BSP 1/8"	026 DG 10	21	41	25
BSP 1/4"	026 DG 13	21	41	25
BSP 3/8"	026 DG 17	21	41	25
BSP 1/2"	026 DG 21	21	44	25
M 14x1,5	026 DGM 14	21	41	25
M 16x1,5	026 DGM 16	21	41	25
M 18x1,5	026 DGM 18	21	41	25



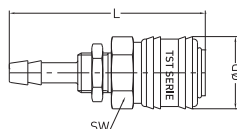
Standard Hose Barb Coupling
Kupplung mit Schlauchtülle

6 mm - 1/4"	026 HG 06	21	55	25
8 mm - 5/16"	026 HG 08	21	55	25
9 mm - 5/14"	026 HG 09	21	55	25
10 mm - 3/8"	026 HG 10	21	55	25
13 mm - 1/2"	026 HG 13	21	55	25



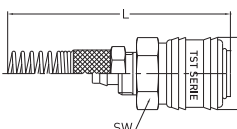
Plastic Hose Coupling
Kupplung für Kunststoffschlauch

6 x 8 mm - M12x1	026 PG 06	21	50	25
8 x 10 mm - M16x1	026 PG 08	21	54	25
9 x 12 mm - M16x1	026 PG 09	21	63	25



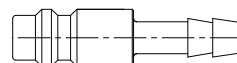
Panel Mount Standard Hose Coupling
Kupplung mit Schottverschraubung
Schlauchanschluss

6 mm - M12x1	026 MG 06	21	60	25
8 mm - M12x1	026 MG 08	21	63	25
10 mm - BSP 1/4"	026 MG 10	21	72	25



Plastic Hose Coupling With Spring
Kupplungen für Kunststoffschlauch
mit Knickschutzfeder

6 x 8 mm - M12x1	026 YG 06	21	133	25
8 x 10 mm - M16x1	026 YG 08	21	148	25
9 x 12 mm - M16x1	026 YG 09	21	148	25



Standard Hose Barb Plug
Nippel mit Schlauchtülle

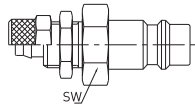
6 mm - 1/4"	026 HU 06		46	
8 mm - 5/16"	026 HU 08		46	
9 mm - 5/14"	026 HU 09		46	
10 mm - 3/8"	026 HU 10		46	
13 mm - 1/2"	026 HU 13		48	

PNEUMATIC COUPLINGS
PNEUMATISCHE KUPPLUNGEN

SERIE 026

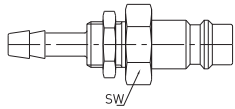


Couplers and Plugs
Kupplungen und Nippel



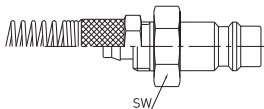
Panel Mount Plastic Hose Plug
Nippel für Kunststoffschlauch

Connection Anschlüsse	Order No Bestellnr.	SW	L
4 x 6 mm - M 10x1	026 PU 04	12	34
6 x 8 mm - M 12x1	026 PU 06	12	34
8 x 10 mm - M 16x1	026 PU 08	17	42
9 x 12 mm - M 16x1	026 PU 09	17	42



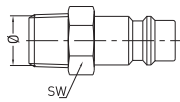
Panel Mount Standard Hose Plug
Nippel mit Schottverschraubung
Schlauchanschluss

6 mm - M 12x1	026 MU 06	14	56
8 mm - M 12x1	026 MU 08	14	56
10 mm - M 14x1	026 MU 10	16	56



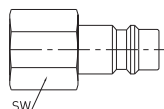
Plastic Hose Plug With Spring
Nippel für Kunststoffschlauch
mit Knickschutzfeder

4 x 6 mm - M 10x1	026 YU 04	12	120
6 x 8 mm - M 12x1	026 YU 06	12	120
8 x 10 mm - M 16x1	026 YU 08	17	140
9 x 12 mm - M 16x1	026 YU 09	17	140



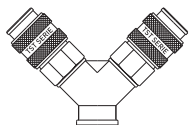
Female Thread Plug
Nippel mit Aussengewinde

BSP 1/8"	026 EU 10	13	31
BSP 1/4"	026 EU 13	14	33
BSP 3/8"	026 EU 17	17	33
BSP 1/2"	026 EU 21	22	38
M 14x1,5	026 EUM 14	17	35
M 16x1,5	026 EUM 16	17	36
M 18x1,5	026 EUM 18	19	37



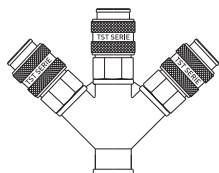
Male Thread Plug
Nippel mit Innengewinde

BSP 1/8"	026 DU 10	14	30
BSP 1/4"	026 DU 13	17	33
BSP 3/8"	026 DU 17	19	33
BSP 1/2"	026 DU 21	24	36
M 14x1.25	026 DUM 14-1	17	33
M 14x1,5	026 DUM 14	17	33
M 16x1,5	026 DUM 16	19	33
M 18x1,5	026 DUM 18	21	36



2 way couplings
2 Wege Kupplungen

BSP 3/8"	026 2G 17		
BSP 1/2"	026 2G 21		



3 way couplings
3 Wege Kupplungen

BSP 3/8"	026 3G 17		
BSP 1/2"	026 3G 21		

